

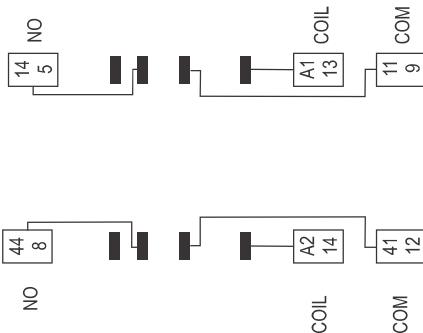


S12LD-YA

Only
28.7 mm
WIDE

**Socket DIN Rail or Panel Mountable
for P12 2NO & 1NO Double Break Relays**

Wiring Diagram

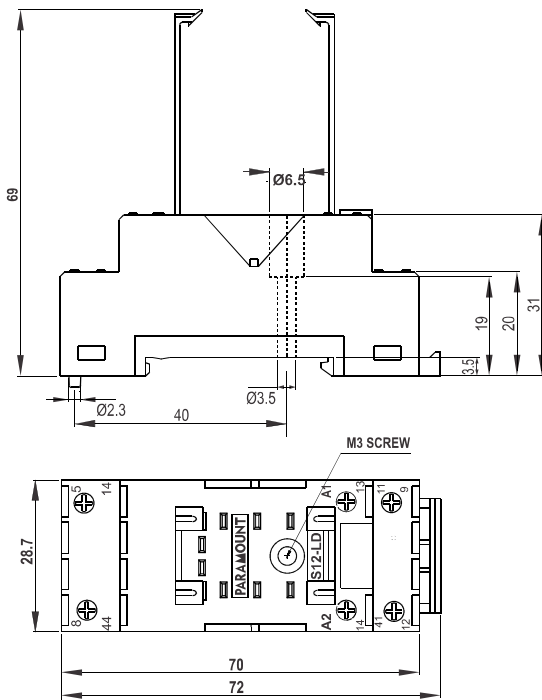


Specifications

Poles: 2N/O & 1 N/O Double Break Contact
Nominal load : 10A / 250 VAC
Insulation: Di-electric strength, 1minute
Between contact and coil: 2.5 KV
Between all terminals and DIN Rail: .25 KV
Between adjacent terminals: 2.5 KV
Weight Approx.: 61 gms.

Dimensions

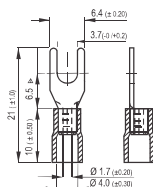
in mm.



Other Aspects

DIN Rail / Panel Mountable
EN / DIN Sequential Numbering according to EN 60947 & IEC 61810
Integrated Relay Hold Down Clip
Removable White Marking Label
Hard Brass Tin Plated Terminals
Brass Tin Plated Screw

Accessories



Fork / C type crimped Terminal used for wire connection

Accessories

Fork / C - Terminal for Wire connection

Suitable Relays : P12-A, P12-Y, P12-A-M, P12-Y-M

Approvals

